



Golf Saskatchewan

**Member Club
Resource Manual**

Contents

Contents.....	2
Section 1: Golf Saskatchewan General Information.....	4
Golf Saskatchewan Contact Information.....	4
Golf Saskatchewan Office:.....	4
Executive Director.....	4
Member Services.....	4
Sport Development.....	4
Organizational Vision, Mission & Values.....	5
Mission Statement.....	5
Vision Statement.....	5
Values.....	5
Organizational Structure & Board.....	6
Insurance Policy.....	7
Bylaws, Policies and Procedures.....	7
Sponsors.....	7
Section 2: Membership with Golf Saskatchewan.....	8
Membership Types:.....	8
Facility Membership.....	8
Individual Membership.....	8
Section 3: Junior Golf Development Programs.....	8
Junior Development.....	8
Junior Golf Teams.....	8
Future Links driven by Honda Programs.....	8
Junior Skills Competition.....	9
Learn to Play.....	9
Girls' Club.....	10
Get Linked.....	11
Golf in Schools.....	11
Elementary Schools.....	11
High Schools.....	11
Section 3: Women's Programs.....	12
Ada MacKenzie Day.....	12
Canada Day.....	12
Golf Fore the Cure.....	13
Section 4: Other Golf Saskatchewan Programs.....	14
Value Added Program.....	14
Hole-in-One Club.....	14
MAP Grants (Membership Assistance Program).....	14
Section 5: Championships.....	15
Order of Merit.....	15
Multi-Sport Games.....	15
Provincial Championships.....	15
National Championships.....	16
Section 6: Volunteer with Golf Saskatchewan.....	17
Course Raters.....	17

Tournament Rules Officials.....	17
Tournament Administration Volunteers	17
Board Members	17
Section 7: Partner Organizations including NAGA.....	18
National Allied Golf Associations.....	18
Golf Canada	18
National Golf Course Owners Association Canada (NGCOA)	18
Canadian Society of Club Managers	18
Canadian Golf Superintendents Association	18
PGA of Canada	18
Saskatchewan Turfgrass Association (S.T.A.).....	19
Golf Professionals – PGA of Saskatchewan	19
Section 8: How to Plan Your Season.....	20
A. Weekly Draws	20
B. Club Competitions and/or Events to Plan for.....	20
C. Member Guest Days	20
D. Inter-Club Matches	20
E. Club Championship.....	20
F. Ringer Board	20
G. Bulletin Boards.....	21
Section 9: Golf Etiquette.....	21
General Etiquette	21
Course Maintenance.....	22
On the Green	22
Section 10: How To:.....	23
Repair Ball Marks	23
Repair Divots.....	23
Rake Sand Bunkers	23
Section 11: Tips to Assist Pace of Play	24
Section 12: Tee it Forward.....	25
Guidelines for Selecting Tees and Recommended Yardages.....	25
Strategies for Implementing Tee it Forward	25
Section 13: Sponsorship Ideas & Opportunities	26
A. Golf Cart Sponsor.....	26
B. Hole Sponsors	26
C. Tournament Activity Sponsors	26
D. Tournament Title Sponsor	26
E. Hole in One/Par 3 Sponsor	26
F. Meal Sponsor.....	26
G. In Kind & Monetary Donation.....	26
H. Beverage Cart Sponsor	26
I. Flag Sponsor.....	26
Section 14: Additional Sources of Revenue.....	27
Section 15: Tee Sheet Template	27

Section 1: Golf Saskatchewan General Information

Golf Saskatchewan Contact Information

Golf Saskatchewan Office:

510 Cynthia Street, Saskatoon SK, S7L 7K7

Phone: 306.975.0850

Fax: 306-242-8007

Website: www.golfsaskatchewan.org

Facebook: <https://www.facebook.com/GolfSaskatchewan>

Twitter: <http://twitter.com/GolfSK>

Instagram: <https://www.instagram.com/golfsaskatchewan>

Executive Director

Brian Lee

Phone: 306.975.0841

Cell: 306.291.5260

Email: blee@golfsk.org

Areas of responsibility: oversees operational committees; bylaws, policies and procedures; general management.

Member Services

Candace Dunham

Phone: 306.975.0850

Cell: 306.291.2473

Email: cdunham@golfsk.org

Areas of responsibility: MAP Grant delivery; Hole-in-One club; club communication; Value Added Program, Club Visitation, handicap & course Rating, women's programming, office administration.

Sport Development

Steve Ryde

Phone: 306.975.0834

Cell: 306.290.4880

Email: sryde@golfsk.org

Areas of responsibility: golf programming management; player development; sponsorship; Order of Merit; High Performance teams; junior golf development, championships coordination, Rules.

Organizational Vision, Mission & Values

Golf Saskatchewan is dedicated to providing a leadership role that will help promote golf through the club environment. Golf Saskatchewan's Mission and Vision Statement provide the impetus as follows:

Mission Statement

As the Provincial Sport Governing Body (PSGB), Golf Saskatchewan (Golf SK) will provide leadership in driving participation, engagement, capacity and excellence in our sport.

Vision Statement

To ensure golf maintains its status as the most popular sport in Saskatchewan and Canada.

Values

Values provide us with guidance in everything we do and exemplify the high level of professionalism represented by all members of our organization. Our core values are:

Accountable, Responsible & Trustworthy	<ul style="list-style-type: none">○ We will act with integrity and will be respectful in all aspects of our operations.○ We believe more can be accomplished by working collaboratively and cooperatively whereby everyone shares the responsibility for the success of our sport.○ Our operations are based on sound fiscal policy and responsible administrative practices
Commitment & Support	<ul style="list-style-type: none">○ We listen to our members and partners with an open-mind and have the commitment of the association to grow the game.○ We will support the needs and requirements of our membership.
Relevant & Responsive	<ul style="list-style-type: none">○ We are relevant and responsive to the needs of our members.
Leadership by Example	<ul style="list-style-type: none">○ Through cooperation and collaboration, we facilitate a network of relationships to enhance the game and enhance the games appeal to the masses.○ Golf Saskatchewan is dedicated to being progressive in promoting our sport as having economic, ecological and health related impacts for our province.
Have Fun	<ul style="list-style-type: none">○ We are a fun and energetic organization

Organizational Structure & Board



Insurance Policy

Each individual member or club is not covered under Golf Saskatchewan's insurance policy unless a member club or course is hosting a sanctioned event. Individual clubs operating as a business are encouraged to obtain their own insurance.

Bylaws, Policies and Procedures

Golf Saskatchewan's bylaws, policies and procedures are reviewed by the Board of Directors and updated yearly. Please contact us for more information.

Sponsors

Golf Saskatchewan recognizes the support of the organizations that partner or sponsor our programs, events, and championships. Our sponsor logos can be found on the homepage of our website at the bottom.

We are continuously looking for new and creative partnerships to bring added value to our members. If you are interested in partnering with Golf Saskatchewan, please contact our office.

Section 2: Membership with Golf Saskatchewan

Membership Types:

Facility Membership

Golf Facilities can join as members of Golf Saskatchewan. There are different rates depending on what type of facility is joining. Please contact Golf Saskatchewan if your club is interested in becoming a member

Individual Membership

Golfers can join as members of Golf Saskatchewan one of 2 ways:

- Purchase a membership at one of our Member Clubs (in most cases the Golf Saskatchewan membership fee is included with the golf course membership)
- If a golfer is not a member of one of our Member Clubs, they can join as a Gold member through the Public Players Club.

Section 3: Junior Golf Development Programs

Junior Development

Golf Saskatchewan places a high priority on attracting and developing young golfers to ensure the future viability and success of the game. Through clinics, scholarship programs, provincial tournaments and the Junior Order of Merit Tour specifically for junior golfers, the thousands of young golfers in Saskatchewan will have access to the resources needed to assist them with both their game skills and their academic and personal development.

Junior Golf Teams

Golf Saskatchewan encourages all golf clubs to form a junior team. By forming a team, your club will be setting up a major support system where the junior golfers will reap several benefits including: inclusiveness and a sense of belonging; pride amongst team members and membership; sponsorship, funding and support opportunities for your junior team; and enjoyment, comradery and fun.

Future Links driven by Honda Programs

Future Links, driven by Honda strives to provide you with best in class, cost-effective methods to implement junior golf programming at your facility.

This PGA of Canada developed junior golf program is designed to provide your pros with professionally developed and produced materials that have been reviewed and aligned with golf's Long-Term Player Development Guide (LTPD), a framework for developing golfers that has been approved and recognized by Sport Canada and the Coaching Association of Canada. All of which should be used by your facility as something that separates you from the rest.

Becoming a *Future Links, driven by Honda* junior golf facility will provide you with many benefits including:

- Free professionally developed program materials to assist your pros establish a quality junior program
- Increased participant traffic – through the increase of junior golfers and their parents
- Positive publicity in your community – through a supplied press release and Golf Canada press contacts
- Discounted junior program merchandise available for your purchase due to the bulk purchasing power of the program

- Positive Advertising – *Future Links, driven by Honda* website will advertise for you, promoting:
 - Your facility with a direct link to your contact information
 - Your *Future Links, driven by Honda* programs offered at your facility
 - Other junior-specific promotions and sales
- The potential to:
 - Increase club memberships, as junior members are your future adult members
 - Increase revenues through golf lessons, pro shop sales and food and beverage sales

More information about Future Links can be found at <https://futurelinks.golfcanada.ca/> or by calling (800) 263-0009. Local Future Links information can be found on the Golf Saskatchewan website or contacting Steve Ryde.

Junior Skills Competition

The Junior Skills Challenge is an LTPD-aligned online interactive program that focuses on developing the key golf skills of putting, chipping, driving and iron play. By offering the Junior Skills Challenge program, your facility will be recognized as an Official Junior Skills Challenge site, ensuring you and your facility align with the national initiative to develop better golfers while provide your instructors with leading edge professional materials that will benefit your Junior Skills Challenge customers.

Future Links Junior Skills Competitions give juniors an opportunity to test and showcase their golfing ability. Driving, iron play, chipping and putting skills establish the standards for the junior golfer to measure their ability in all aspects of the game. Clubs or facilities participating in a Junior Skills Competition will receive a free “Junior Skills” kit to conduct your event.





A Future Links Skills Competition can be easily implemented in a minimum amount of time (1-3 hours depending on number of participants). You will need to have access to:

- Driving range (250 yards x 50 yards approximately)
- Putting green & chipping area stakes & paint (or chalk)
- Volunteers (if required) and junior golfers to participate

Please contact the Future Links program for more information.

Learn to Play

Learn to Play is a four-stage development program designed to align with child development principles and elements of the game specific to a child’s needs as outlined within golf’s Long-Term Player Development (LTPD) guide. By promoting and delivering Learn to Play at your facility, you will support a national initiative designed to teach the game of golf to junior’s in a systematic approach and enable your facility to offer a “best in class” product to your customers.

Program Stage	Suggested Ages	Alignment with LTPD Stages	Alignment with PGA of Canada Certification
	Under 6	Active Start	PGA of Canada – Future Links Leader
	6–9	FUNDamentals	PGA of Canada – Future Links Leader
	8–10	Learn to Golf	PGA of Canada
	9–12	Learn to Golf	PGA of Canada – Instruction Stream Inst. Beginner / Inst. Intermediate

Stage Progression ↓

Girls' Club

Golf Canada started the Girls' Club to try and introduce more girls to the game of golf. The Girls' Club is a developmental golf program essentially designed for females aged 7 to 16. As members, young girls will develop the skills, attitudes and a positive image for themselves on the golf course that encourages both self-esteem and a life-long love of the game.

The Girls' Club was developed to address the huge discrepancy between the number of young girls playing golf compared to young boys. It aims not merely to attract girls to the game but also to help retain them longer.

Main features of the program:

- Ability to deliver a program with limited environmental resources – you don't need to have access to a golf course to get started
- The program is well resourced with equipment, instructional aids and activities
- A safe, fulfilling introduction to golf
- Suitable for ages 7-16
- Recognizes skill improvement
- Girls will have the opportunity to learn to play golf, meet other girls their own age and experience competition in a non-threatening environment
- Girls are more likely to register in a golf program that is for girls only than a program that is open to both genders

How do I start a Girls' Club site?

The Girls' Club program is available for free!

- Register/Login as an instructor and get started by adding Girls' Club events to your profile. By registering as an instructor, you will receive site support materials as well as gain access to the Girls' Club manual outlining steps to start up your program.
- Active Girls' Club sites will receive a free program reward for every female participant in the program.
- Give your girls the gift of an unforgettable golf experience!

For further information, please contact us at futurelinks@golfcanada.ca

Get Linked

The Golf in Schools (GIS) program has been introduced to nearly 3,500 elementary schools since its inception in 2009, and over 300 high schools since 2012. The program continues to grow, with more and more new young Canadians being introduced to the sport in their physical education classes each school year.

Future Links, Canada's junior golf initiative, offers a suite of programs to provide parents and their children with different options to pursue in terms of golf programming at green grass facilities. Since 1996, Golf Canada and the PGA of Canada have delivered this program to over one million juniors across this great country of ours.

The natural next step to growing youth participation in the game of golf in Canada is to connect kids introduced to the game through the in-school program with 'green grass facilities' engaged in delivering best in class junior golf programs to further introduce the sport and assist in developing a passion for golf.

What is "Get Linked"?

Through the development of the 'Get Linked' initiatives, Golf Canada is strengthening the link between schools running the Golf in Schools program and facilities engaged in delivering Future Links programs.

There are 2 ways to "get linked": Through an In-School Visit (\$150 grant available) and through a Future Links Field Trip Program (\$500 grant available).

Please visit the Future Links website for more information.

Golf in Schools

Elementary Schools

The Golf in Schools program has been developed to deliver Physical Education learning outcomes through the sport of golf. The initial element of the program is focused on assisting elementary school teachers (specialists and non-specialists) with and without a background in golf, to plan and deliver quality learning experiences using golf as a vehicle. The program comes with a learning resource and hard plastic golf equipment.

High Schools

National Golf in High Schools focuses on grades 9-12 to further support the National Golf in Schools elementary program and to attract potential later bloomers to the game. It will help physical education teachers to plan and deliver quality learning experiences that support the further enhancement and refinement of fundamental movement skills and develop sport specific skills related to golf, in addition to increasing student knowledge and appreciation for the sport of golf. If your club would like to purchase a Golf In Schools Kit to donate to an elementary school or a high school, please contact our office for more information.

Section 3: Women's Programs

Ada MacKenzie Day

The purpose of the Ada Mackenzie Day tournament is to raise money for Junior Golf in Saskatchewan. If your club is interested in participating, here are the details:

1. Eligibility:
 - Female members who are residents of Saskatchewan
 - Must have an official Golf Canada handicap factor
2. Dates: events can be held between June 1-June 11 each year
3. Entry Fee - \$2/member with all proceeds going to junior golf development in Saskatchewan
4. Event type - NET SCORE event for 18 holes and 9 holes
5. WINNER: The individual with the best round (most strokes below handicap) for the province
6. PRIZES: Awarded to winners in two categories: 18 holes and 9 holes
7. TIE BREAKING METHOD:
 - Best last 9 holes less 1/2 home course handicap
 - Best last 6 holes less 1/3 home course handicap
 - Best last 3 holes less 1/6 home course handicap
8. Deadline for entries, scorecards and fee remittance is July 1st
9. Also include the following:
 1. Low Net Winner's scorecard – complete with gross score, handicap, net score, date, signed and attested
 2. Cheque or money received – payable to Golf Saskatchewan (510 Cynthia Street, Saskatoon, S7L 7K7)

Canada Day

Open to all female Saskatchewan residents (exception Lloydminster GCC) who are Golf Canada members with a registered Handicap Factor

1. Canada Day Tournament is an 18 or 9 hole round – stroke play – NET SCORE
2. ENTRY FEE: \$2.00 - All proceeds go to Junior Women's Golf Development through Golf Saskatchewan
3. To be played on CLUB LADIES DAY, if possible, otherwise may be played any day between June 23 - July 3
4. Your Canada Day Tournament MUST be played within this time frame
5. Three handicap divisions, this is for either 18 or 9 hole players:
 1. 1-20
 2. 21-32
 3. 33-40
6. Winners determined by most strokes below handicap division
7. Each club is eligible to submit one winner from each handicap division into the provincial competition
8. METHOD OF BREAKING TIES TO BE POSTED PRIOR TO PLAY: Suggested method:
 1. Last 9 holes less 1/2 handicap,
 2. Last 6 holes less 1/3 handicap,
 3. Last 3 holes less 1/6 handicap
9. ZONES: Member clubs are divided into 2 zones (North & South of Davidson)
10. Prizes: will be awarded to the WINNER in each handicap division for both 9 hole and 18 hole players in both zones. A total of 12 prizes – 6 winners in each zone
11. PRIZE:
12. Winners will be posted in the "ON PAR" E-Newsletter

13. Immediately following the competition at your club, please mail your dated, signed, attested scorecard, printed list indicating NET SCORES for WINNERS in each handicap division, together with the course rating and the total number of golfers participating to the provincial office:

Golf Fore the Cure

Golf Fore the Cure was created by Golf Canada to drive women's participation in the game of golf. By partnering with the Canadian Cancer Society, Golf Canada is bringing awareness and fundraising components to support the fight against breast cancer. Golf Fore the Cure is all about using the sheer power of women playing the game of golf to make a difference. This is the chance for volunteers across the country to help raise money and assist in a very worth cause that is close to many women across the country - the fight against breast cancer.

Golf Clubs are able to run any golf related event (scramble, member/guest day, 2 person alternate shot, ladies day, driving range contest, etc) to raise funds for Golf Fore the Cure. The event can be held anywhere where your members can swing a club and must have a minimum of four teams for 16 individuals to become a recognized site. All funds raised in Saskatchewan by Golf Fore the Cure are designated back to the Canadian Cancer Society office in Saskatchewan and you may choose to donate to society-funded breast cancer research that takes place across the country or society-funded breast cancer support and information programs in your community.

If your club would like to get involved and run a Golf Fore the Cure Event, please contact Golf Canada: 1.800.263.0009

Section 4: Other Golf Saskatchewan Programs

Value Added Program

Golf Saskatchewan Member Clubs may offer Golf Saskatchewan/Golf Canada members from other clubs a Value Added Benefit to travel to other Clubs to play the course, such as a fourth green fee free or a discount on cart rental. Members simply need to show their Golf Canada Card in order to partake in the Value Added Program being offered at participating Golf Saskatchewan Member Clubs.

If your club would like to provide a deal for Golf Saskatchewan members, please contact our office.

Hole-in-One Club

Golf Saskatchewan members who succeed in getting a hole-in-one are welcome to register their achievement with our Hole-in-One Club. The hole-in-one is displayed on the Golf Saskatchewan website and the recipient receives a letter of congratulations as well as a commemorative pin to show off their achievement. Go to the Golf Saskatchewan website to see a complete list of the year's hole-in-one recipients as well as Hole-in-One Club members from previous years.

If one of your members gets a hole-in-one, please visit the Golf Saskatchewan website to fill out the online form.

MAP Grants (Membership Assistance Program)

The purpose of MAP Grant Funding is to support and grow the game of golf by providing financial assistance to Golf Saskatchewan Member Clubs with the intent of encouraging and expanding participation in the game of golf through sport skill development, rules, clinics, etc.

Grants are available annually and are allocated using a formula based on a Club's member remittance from the year before. In order to apply, a club must submit a Project Spending Plan by midnight on May 31st. Once the project is complete, a club must submit a Follow-up Report by midnight on September 15th. Both the Project Spending Plan and the Follow-up Report can be found on the MAP Grants page of the Golf Saskatchewan website.

Over the years Golf Saskatchewan has distributed more than \$1.5 million to our Member Clubs.

Funding is based on how many paid gold Golf Canada members you have at your club. The more gold members, the more funding your club will receive.

Clubs will receive a 75% payment of funds up front after we receive and approve each Club's Spending Plan and once payment for memberships has been received. Once the Follow-up Report has been submitted with receipts, the golf club will receive the remaining 25% of the funds. If a club does not complete the program as described they will have to refund the total amount.

Please contact our office for further information and how to apply.

Section 5: Championships

Order of Merit

The Order of Merit tour is a tour endorsed and promoted by Golf Saskatchewan. The tours consist of a series of tournaments hosted by clubs in Saskatchewan. There are four Order of Merit Tours: Men's, Women's, Junior, and Senior Men's. The Order of Merit Tours are maintained and updated by Golf Saskatchewan throughout the season following receipt of the complete results of each Tour event.

Participants must be Saskatchewan residents (except Lloydminster GCC) and have a valid Golf Canada membership. Golfers may participate in as many or as few as they choose, and must make their own arrangements to enter the tournaments.

Consult the Golf Saskatchewan website for eligibility criteria for each specific Order of Merit Tours and information and tournament dates.

Multi-Sport Games

Junior golfers have the opportunity to play golf at a highly competitive level for Team Saskatchewan at a variety of Multi-Sport Games, including Jeux du Canada Games, Western Canadian Summer Games, Saskatchewan Summer Games, and First Nations Summer Games. Team selection criteria is specific to each Multi-Sport Games.

Provincial Championships

Each year, Golf Saskatchewan hosts a number of provincial championships at golf courses around the province. These competitions are excellent ways for your members to participate and gain competitive experience playing golf.

Junior Men's Championship

- Junior aged competitors (U19 as of the 1st day of National Championship)
- 3-day, 54-hole stroke play event
- Handicap factor 25.0 or lower

Junior Women's Championship

- Junior aged competitors (ages 12-18 *U18 as of August 1)
- 3-day, 54-hole stroke play event
- Handicap factor 36.4 or lower

Amateur Men's Championship

- No age limit
- 4-day, 72-hole stroke play event (only top 36 & ties play the 4th day)
- Handicap factor 10.0 or lower

Amateur Women's Championship

- No age limit
- 3-day, 54-hole stroke play event
- Handicap factor 36.0 or lower

Mid-Amateur Men's Championship

- Age 25+ (as of the 1st day of the National Championship)
- 3-day, 54-hole stroke play event
- Handicap factor 20.0 or lower

Senior Men's Championship

- Age 55+

- Pre-senior Category Ages 50-54
- 3-day, 54-hole stroke play event
- Handicap factor 25.0 or lower

Senior Women's Championship

- Age 50+
- Mid-am Category Age 25-49
- 3-day, 54-hole stroke play event
- Handicap factor 36.4 or lower

Women's Rosebowl Championship

- 2-person team
- Women's only event, specifically for the recreational golfer
- 2-day, 36-hole stroke play event
- Age 19+
- See website for handicap eligibility

Mixed Team Championship

- 2-person team
- Male/Female partner event, specifically for the recreational golfer
- 2-day, 36-hole stroke play event
- Age 19+
- Handicap eligibility – see our website

National Championships

Canadian Women's Amateur Championship

Canadian Junior Boys Championships

Canadian Junior Girls Championship

Canadian Men's Amateur Championship

Canadian Men's Mid-Amateur Championship

Canadian Women's Senior Championship

Canadian Men's Senior Championship

See the Golf Canada Website for dates and eligibility

Section 6: Volunteer with Golf Saskatchewan

Golf Saskatchewan is always looking for willing individuals to volunteer their time to the sport of golf. Volunteers have access to training opportunities, are reimbursed for costs incurred while volunteering and are invited to the yearly Volunteer Appreciation Day which usually takes place in September every year. There are four ways to become involved with Golf Saskatchewan as a volunteer.

Course Raters

A course rater with Golf Saskatchewan travels to various courses with a team of other course raters and rate a course in order to measure and rate the relative difficulty of the golf course so that a player's handicap is accurate and transportable from golf course to golf course. Course raters are expected to attend a Course Rating seminar each year and stay current on the Golf Canada Course Rating System. Course raters can expect to rate between three and six courses per season.

Tournament Rules Officials

Tournament Rules Officials make minor rule interpretations at official Golf Saskatchewan Championships and other events as required. Tournament Rules Officials are expected to attend a Golf Canada Rules Official course and become certified with one of the levels of certification. Tournament Rules Official can expect to oversee one to two tournaments per season.

Tournament Administration Volunteers

Golf Saskatchewan can always benefit from individuals willing to contribute their time to the delivery of tournaments and provincial championships. Tournament administration volunteers will be tasked with duties that include general operations, set up and take down, media (such as taking pictures and posting updates to the website), starting, pace of play, and scoring and results.

Board Members

Golf Saskatchewan has volunteer positions available with the executive board, standing committees, programming committees, and operational committees. Refer to the organizational structure on page 6 to see the types of positions available. For more information or to inquire after a specific position, please contact Golf Saskatchewan.

Section 7: Partner Organizations including NAGA

National Allied Golf Associations

The National Allied Golf Associations (NAGA) is a coalition of the Chief Staff Officers from the seven national golf associations who are committed to the understanding of each others' respective roles, working together on matters of mutual interest, and promoting ways and means to grow the game of golf in Canada.

<http://canadagolfs.ca/>

Golf Canada

As the authority of golf in Canada, the association administers the Rules of Golf, amateur status, handicapping and course rating. Golf Canada actively conducts championships, programs and services to help shape the present and future of golf in Canada.

<http://www.golfcanada.ca/about-us/>

National Golf Course Owners Association Canada (NGCOA)

An organization devoted to sharing information, communication throughout the industry, and using collective buying power. The association believes in the strength in numbers and is passionate about the industry and helping others succeed.

<http://www.ngcoa.ca/>

Canadian Society of Club Managers

The Canadian Society of Club Managers is a national society for individuals involved in the club management profession. Over 70% of the organization's members are from golf clubs and/or country clubs. A membership with this organization allows access to professional development, networking with other professionals, access to a resource library and publications, as well as access to corporate partnership programs.

www.cscm.org

Canadian Golf Superintendents Association

The CGSA hosts the Canadian Turfgrass Conference and Trade Show each year and organizes frequent regional education seminars and webinars as well as other training opportunities for its members.

<http://golfsupers.com/>

PGA of Canada

The PGA of Canada is a non-profit Association comprised of 3700 golf professionals across the country. The PGA of Canada develops, promotes, and supports members in living a better life and earning a better living.

<http://www.pgaofcanada.com/>

Saskatchewan Turfgrass Association (S.T.A.)

A Non-Profit Organization organized by a group of turf-grass professionals, including people from parks, golf courses, cities, and commercial companies. Gain access to research in the area turf and turf operations and interact with other turf-grass professionals as well as industry professionals.

<http://www.saskturf.com/>

Golf Professionals – PGA of Saskatchewan

Golf professionals have dedicated their career to golf; they are experts in managing, teaching, and growing the game. Professionals can assist in managing a facility, or teaching the game and making it enjoyable for all golfers. To arrange to have a professional visit your course, or to schedule lessons with a professional, contact Steve Ryde.

<http://www.pgask.com/>

Section 8: How to Plan Your Season

A. Weekly Draws

While weekly draws are not mandatory, a draw held on a set day each week has the advantage of introducing the members to each other.

Organize Committee members to make draws. Draws should be made with similar handicap factors playing together, particularly when qualifying rounds or pin rounds are involved. However, don't make it all serious-arrange a few fun days and mix the high and low handicap factor players. Decide how players are to enter draw and if starting times are necessary.

Decide when the draw will be posted and then decide whether a small fee will be charged each week to provide for prizes. Results may be announced and prizes given that day or posted and presented later.

B. Club Competitions and/or Events to Plan for

Club Captains should post time for completion of matches on competition sheet. Changes may be made by the Captain in the event of inclement weather or outside interferences. Procedures for tie breaking, matches not completed on time, defaults and the like must be posted at the outside of the Competition. A Committee member should be delegated to act as referee for matches not completed on time. Members should be encouraged to be present throughout the entire competition, otherwise suggest members not enter if they cannot be present throughout the entire competition.

C. Member Guest Days

This type of competition should be fun. Players in different indexes will be playing together. A Better Ball or a Scotch Foursome (see Games section of this manual for details) event is always good.

D. Inter-Club Matches

May be arranged annually or as desired. Sometimes only one Club is invited very often two or more Clubs are asked to compete. Teams may consist of any number but generally speaking it is more satisfactory with teams of six to twelve players.

E. Club Championship

The choice of a stroke or match tournament is a Club decision. A ballot box could be used to determine the member's preference. If both types of play have been tried, experience will dictate which is the most satisfactory. A great deal of planning and preparation is the only answer to running a Club Championship. Go over plans with the Assistant Captain and ask for co-operation of Club Professional and Greens Superintendent. Be sure that someone qualified will be available to give decisions on Rules.

F. Ringer Board

This is not essential but most clubs have a competition for total of best scores recorded on each hole throughout the season. Awards may be given for both net and gross ringers. Certain rules must be adhered to and posted ahead of time. Does a player stay in the index group she starts in or is there a date when the groups are frozen? How many holes must be played for a ringer to be valid?

It also must be decided by the club who may attest a ringer slip? May a ringer score be turned in on any other day than when scored? Are ringer scores limited to Ladies' Day only? Would the "Honour System" of posting one's own ringers be feasible? The answers to these and other questions must be given by the Captain and his/her Ringer

G. Bulletin Boards

- Should be large, attractive and well lighted
- Draw sheets in the same place each week - pencils available
- Current Club tournament sheets
- Ringer Board sheets
- Captain's Memo Corner for pertinent information
- Separate board for all Golf Canada information and correspondence
- Separate board for all Provincial Tournaments and Club Invitational Tournaments
- Women's Pin Sheets
- Note: It is preferable to provide a separate board for 9 hole Section

Section 9: Golf Etiquette

General Etiquette

1. Be on Time. Arrive at least 20 minutes before your tee time. If you get there 45 minutes early you'll have time to hit some balls on the driving range, and practice your putting. Practice *before* the match – not on the course.
2. As a player, you have a responsibility to learn and understand the Rules of Golf.
3. Obey all dress codes.
4. Do not hit the ball until you are certain the group ahead of you is out of range.
5. Never talk during another player's swing.
6. Displays of frustration are one thing, but outbursts of temper are quite another. Yelling, screaming, throwing clubs or otherwise making a fool of yourself are unacceptable and, in some cases, dangerous to yourself and others.
7. The player with the best score on the previous hole has the honour of teeing off first. If there is no outright winner of a hole, then the order of play does not change from the previous tee. In informal games one can play ready golf and not wait for the best score on the hole to tee it up first.
8. A golfer should always know which brand of ball they are using, or mark it to avoid confusion during play.
9. In the tee box, other players should stand alongside the person playing, out of the way and not behind the player getting ready to swing. Should the player about to play the ball ask his partners to move, the request should be honoured.
10. Players should ensure that any electronic device taken onto the course does not distract other players.
11. If a player believes his ball may be lost outside a water hazard or is out of bounds, to save time, he should play a provisional ball.
12. On the teeing ground, place your ball between the tee markers, either even with them or up to two club lengths behind them. Never in front of them.
13. At the end of the round, shake hands or fist bump with your fellow players, congratulate the winners, console the losers, and thank them for their company.

Course Maintenance

1. Observe cart rules. Some courses will post "cart path only" signs; others will ask you to observe the "90-degree rule." Do as you are told.
2. Keep carts away from greens and hazards. The wheels on carts can damage these sensitive areas.
3. Repair your [divots](#) in the fairway.
4. Repair your [ball marks](#) on the green.
5. Always [rake sand bunkers](#) after hitting to erase your footprints and damage to the area where your ball was.
6. Avoid taking a divot on a practice swing.

On the Green

1. Be aware of your shadow on the putting green. Don't stand in a place that causes your shadow to be cast across another player or that player's putting line.
2. Never walk through a playing partner's putting line. Your footprints might alter the path of a partner's putt. Step over the putting line, or walk around (behind) the partner's ball.
3. If your ball is on a player's putting line, volunteer to mark your ball.
4. If your ball is not furthest from the cup:
 - a. Mark your ball, either with a plastic marker or a small, thin, dark coin such as an old penny.
 - b. After you have marked your ball, place your putter down at a 90-degree angle with the heel touching your marker.
 - c. Move the marker from the heel to the toe of your putter. Reverse the procedure to return the ball to its original position.
5. Generally, the player closest to the hole will tend the flagstick.
6. The flagstick stays in the hole until everyone is on the green, unless a player requests its removal.
7. To remove the flagstick, pull it straight up to avoid damaging the rim of the hole. Take it to the edge of the green and gently lay it down so the bottom knob is off the green and it can't make a mark on the green.

Section 10: How To:

Repair Ball Marks

1. Use your ball mark repair tool and insert the prongs into the turf at the edge of the depression. Do NOT insert the prongs into the depression itself.
2. Push the edge of the ball mark towards the center in a gentle twisting motion.
 - a. NOTE: Using the ball mark tool as a lever to push the bottom of the ball mark up tears the roots, and kills the grass.
3. Once you've worked around the rim of the ball mark, gently tamp down the repaired ball mark to smooth the putting surface.



Graphics: Courtesy of Golf Course Superintendents Association of America

Repair Divots

1. Retrieve the original slice of grass that was cut out with your club.
2. Sit that clump of grass back into the divot, if available sprinkle a little sand over the divot, and press down with your foot to secure it is in place.
 - a. Divots on the tee box can be repaired by filling in the divot with sand.

Rake Sand Bunkers

1. Enter the bunker on the low side.
2. Start by filling in any deep ruts made by your feet or club. Rake towards the edge; avoid pulling out large amounts of sand.
3. Smooth the sand as evenly as possible.
4. Exit the bunker along the same path you entered to reduce the amount of raking.
5. Place the rake outside the bunker, parallel to the line of play. Some courses prefer the rakes placed inside the bunkers, to speed up maintenance in the surrounding areas.

Section 11: Tips to Assist Pace of Play

- A. If your group keeps up with the group ahead of you, your group will NEVER be in jeopardy of being out of position.
- B. Always look ahead-not behind.
- C. Your groups place on the golf course is behind the group in front of you, not in front of the group behind you.
- D. Minimize your practice swings.
- E. All competitors and caddies should spot the player's shot in case assistance is needed in searching for a ball.
- F. Play a provisional ball if you think the original might be lost or outside a water hazard or out of bounds.
- G. Take your equipment with you to teeing ground to avoid having to go a distance to your bag for a provisional ball, change of club, etc.
- H. Plan your shot while walking to your ball or while others are playing and be ready when it's your turn. This includes finding your yardage, selecting you golf club, putting your glove on, etc.
- I. On the putting green, study your line of putt while others in your group are preparing to putt if it does not interfere with their play.
- J. Please putt out when possible and play ready golf
- K. Return the flagstick into the hole as soon as possible. Standing at the side of the putting green with the flagstick in your hand and be ready to put it back into the hole.
- L. Walk briskly between your shots (or drive the power cart, if allowed,) without undue delay.
- M. Proceed directly to your golf ball; do not follow others unless assisting in a search.
- N. If using a power cart take several clubs with you to your ball so you will not have to walk back to the power cart.
- O. Park power carts and leave golf bags towards the rear of the green or nearest point in the direction of the next hole so when your group has completed putting you will be moving away from the field of play.
- P. Mark your scorecard on the next teeing ground, not on the putting green.
- Q. If you use head covers, take them with you and put them on after your stroke-not when you get back to your cart. Same goes for rakes, take them to the bunker with you.
- R. The player closest to the pin should be the one to pull it; he/she won't be putting for a while. Similarly, the first player to putt out should retrieve the flag and prepare to replace it.
- S. Mark your golf balls for identification purposes to avoid time wasted confirming your ball in play.
- T. When waiting on the tee for the group in front to clear the fairway, don't be so strict about order of play. Let the shorter hitter, who can't reach the group ahead, go ahead and hit.
- U. Carry your putter to the next tee box and put it away when you take out your next club.
- V. A faster pace has been proven to lead to better scores. Remember, just 15 seconds delay per player per hole makes your round of golf more than 13 minutes longer.

Section 12: Tee it Forward

Tee it Forward is a national initiative that encourages golfers to play a course at a length that aligns with their average driving distance. Golfers can speed up play by playing tees that maximize playability and enjoyment. Playing from forward tees gives golfers a new challenge better aligned to their abilities. Also, playing from forward tees should not only result in fewer shots overall, allowing golfers more birdie opportunities, but also shorter distances traveled on each hole, and potentially fewer lost balls. By moving up to another set of tees, golfers experience a new approach to golf that may result in greater enjoyment of the game.

Guidelines for Selecting Tees and Recommended Yardages

Average Driver Distance	Recommended Yardages
275	6,700-6,900 yards
250	6,200-6,400 yards
225	5,800-6,000 yards
200	5,200-5,400 yards
175	4,400-4,600 yards
150	3,500-3,700 yards
125	2,800-3,000 yards
100	2,100-2,300 yards

Strategies for Implementing Tee it Forward

Course managers should consider removing back championship tees on weekends. By removing these back championship tees, golfers have no choice but to play shorter yardage. The obvious benefit resulting is an increase in the overall pace of play on the course. With a faster pace of play, courses are able to push more golfers through on days which they should be busiest and generate more revenues. Championship tees may be played during the week or when the course is not operating near full capacity.

Section 13: Sponsorship Ideas & Opportunities

The following sponsorship opportunities are flexible enough that they can be sold on a weekly, monthly, or yearly basis or used to create sponsorship packages for tournaments. Upon deciding on a term for which the sponsorship opportunity will be offered, a price will be set. When setting prices, clubs will need to consider the audience they can provide a sponsor and set prices accordingly.

Depending on the size of the club, there may be additional opportunities to advertise sponsor information. Clubs may offer sponsors added exposure through websites, tournament banners, or advertisements in tournament programs. Additionally, clubs may choose to put tournament spots aside for any sponsors.

A. Golf Cart Sponsor

Vinyl wraps and custom decals are an excellent way to advertise sponsor information.

- a. Each sponsor will have their corporate logo/information advertised across one golf cart.
- b. Sponsors' logos are displayed on every cart.

B. Hole Sponsors

Sponsors receive their company name via hole signage for one select tee box, as well as the opportunity to have a representative from the company host and entertain golfers. It may be decided that hole sponsors are responsible for any games or contests on their hole.

C. Tournament Activity Sponsors

Sponsors have an opportunity to sponsor a Putting Challenge, Closest to the Pin, Longest Drive, etc. Sponsors would be responsible for conducting the activity, as well as any prizes that are given.

D. Tournament Title Sponsor

This sponsorship includes naming the tournament and promotes the sponsor's name and logo on all printed material, published material, and websites associated with the tournament.

E. Hole in One/Par 3 Sponsor

Sponsors are responsible for the cost of any insurance associated with conducting a Hole in One contest as well as the prize whether it be cash, a vehicle, trip, etc.

F. Meal Sponsor

Sponsors have the opportunity to post corporate banner/signage during meal times. This category of sponsorship could be divided in to breakfast, lunch, and dinner sponsors.

G. In Kind & Monetary Donation

Corporate sponsors donate any item(s) that can be used for raffle, contest prizes, or tournament goodie bags.

H. Beverage Cart Sponsor

Corporate name or logo displayed on the beverage cart.

I. Flag Sponsor

Sponsors have an opportunity to have their corporate logo displayed via the flag on any of the greens.

Section 14: Additional Sources of Revenue

Many courses offer golfers accommodations or open spaces/lots to park recreational vehicles. If open space is available courses could develop campsites by installing running water, an underground septic system, as well as access to power/electrical services.

Section 15: Tee Sheet Template

See attached appendixes for sample tee sheet templates with 7, 8, 9, and 10 minute intervals. Grayed areas indicate times set aside for walk-ons.

DATE:

Time	Name	Time	Name	Time	Name	Time	Name	Time	Name	Time	Name
6:00 AM		8:16 AM		10:32 AM		12:48 PM		3:04 PM		5:20 PM	
6:08 AM		8:24 AM		10:40 AM		12:56 PM		3:12 PM		5:28 PM	
6:16 AM		8:32 AM		10:48 AM		1:04 PM		3:20 PM		5:36 PM	
6:24 AM		8:40 AM		10:56 AM		1:12 PM		3:28 PM		5:44 PM	
6:32 AM		8:48 AM		11:04 AM		1:20 PM		3:36 PM		5:52 PM	
6:40 AM		8:56 AM		11:12 AM		1:28 PM		3:44 PM		6:00 PM	
6:48 AM		9:04 AM		11:20 AM		1:36 PM		3:52 PM		6:08 PM	
6:56 AM		9:12 AM		11:28 AM		1:44 PM		4:00 PM		6:16 PM	
7:04 AM		9:20 AM		11:36 AM		1:52 PM		4:08 PM		6:24 PM	
7:12 AM		9:28 AM		11:44 AM		2:00 PM		4:16 PM		6:32 PM	
7:20 AM		9:36 AM		11:52 AM		2:08 PM		4:24 PM		6:40 PM	
7:28 AM		9:44 AM		12:00 PM		2:16 PM		4:32 PM		6:48 PM	
7:36 AM		9:52 AM		12:08 PM		2:24 PM		4:40 PM		6:56 PM	
7:44 AM		10:00 AM		12:16 PM		2:32 PM		4:48 PM		7:04 PM	
7:52 AM		10:08 AM		12:24 PM		2:40 PM		4:56 PM		7:12 PM	
8:00 AM		10:16 AM		12:32 PM		2:48 PM		5:04 PM		7:20 PM	
8:08 AM		10:24 AM		12:40 PM		2:56 PM		5:12 PM		7:28 PM	

Date:											
Time	Name	Time	Name	Time	Name	Time	Name	Time	Name	Time	Name
6:00 AM		8:15 AM		10:30 AM		12:45 PM		3:00 PM		5:15 PM	
6:09 AM		8:24 AM		10:39 AM		12:54 PM		3:09 PM		5:24 PM	
6:18 AM		8:33 AM		10:48 AM		1:03 PM		3:18 PM		5:33 PM	
6:27 AM		8:42 AM		10:57 AM		1:12 PM		3:27 PM		5:42 PM	
6:36 AM		8:51 AM		11:06 AM		1:21 PM		3:36 PM		5:51 PM	
6:45 AM		9:00 AM		11:15 AM		1:30 PM		3:45 PM		6:00 PM	
6:54 AM		9:09 AM		11:24 AM		1:39 PM		3:54 PM		6:09 PM	
7:03 AM		9:18 AM		11:33 AM		1:48 PM		4:03 PM		6:18 PM	
7:12 AM		9:27 AM		11:42 AM		1:57 PM		4:12 PM		6:27 PM	
7:21 AM		9:36 AM		11:51 AM		2:06 PM		4:21 PM		6:36 PM	
7:30 AM		9:45 AM		12:00 PM		2:15 PM		4:30 PM		6:45 PM	
7:39 AM		9:54 AM		12:09 PM		2:24 PM		4:39 PM		6:54 PM	
7:48 AM		10:03 AM		12:18 PM		2:33 PM		4:48 PM		7:03 PM	
7:57 AM		10:12 AM		12:27 PM		2:42 PM		4:57 PM		7:12 PM	
8:06 AM		10:21 AM		12:36 PM		2:51 PM		5:06 PM		7:21 PM	

Date:										
Time	Name	Time	Name	Time	Name	Time	Name	Time	Name	
6:00 AM		9:00 AM		12:00 PM		2:30 PM		5:10 PM		
6:10 AM		9:10 AM		12:00 PM		2:40 PM		5:20 PM		
6:20 AM		9:20 AM		12:10 PM		2:50 PM		5:30 PM		
6:30 AM		9:30 AM		12:20 PM		3:00 PM		5:30 PM		
6:40 AM		9:40 AM		12:30 PM		3:10 PM		5:40 PM		
6:50 AM		9:50 AM		12:40 PM		3:20 PM		5:50 PM		
7:00 AM		10:00 AM		12:50 PM		3:30 PM		6:00 PM		
7:10 AM		10:10 AM		1:00 PM		3:40 PM		6:10 PM		
7:20 AM		10:20 AM		1:10 PM		3:50 PM		6:20 PM		
7:30 AM		10:30 AM		1:20 PM		4:00 PM		6:30 PM		
7:40 AM		10:40 AM		1:30 PM		4:10 PM		6:39 PM		
7:50 AM		10:50 AM		1:40 PM		4:20 PM		6:48 PM		
8:00 AM		11:00 AM		1:50 PM		4:30 PM		6:57 PM		
8:10 AM		11:10 AM		2:00 PM		4:40 PM		7:06 PM		
8:20 AM		11:20 AM		2:10 PM		4:50 PM		7:15 PM		
8:30 AM		11:30 AM		2:20 PM		5:00 PM		7:24 PM		
8:40 AM		11:40 AM		2:30 PM		5:10 PM		7:33 PM		
8:50 AM		11:50 AM		2:40 PM		5:20 PM		7:42 PM		